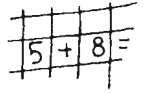


Aufgabe

Zähle.

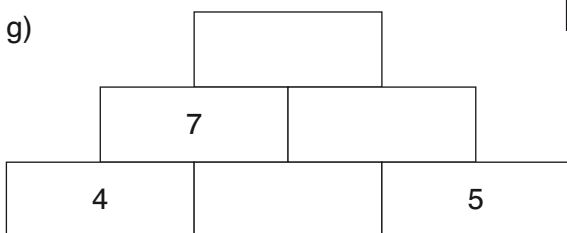
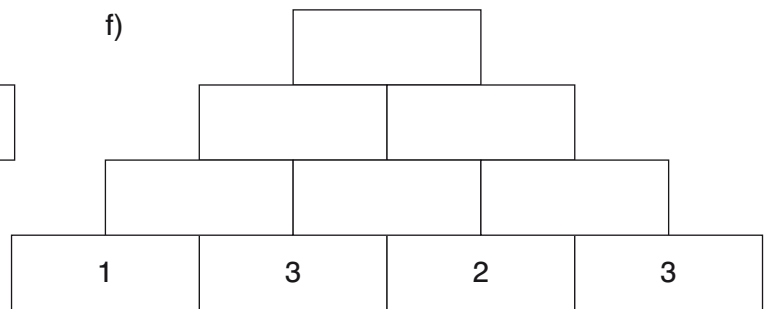
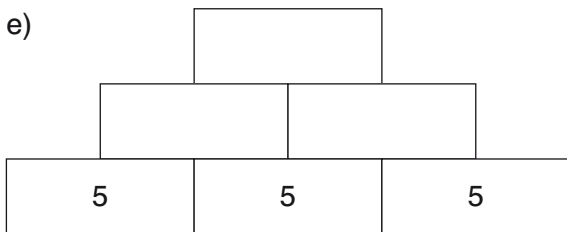
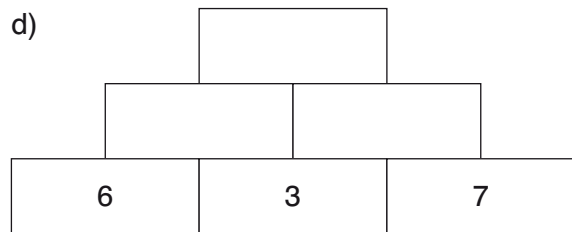
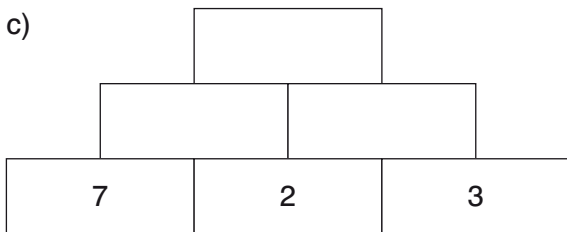
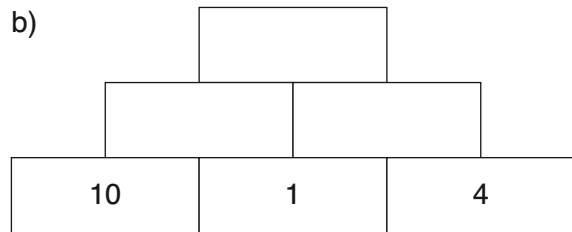
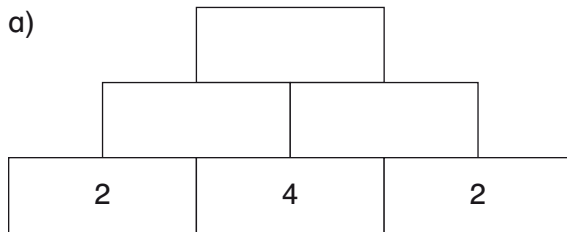
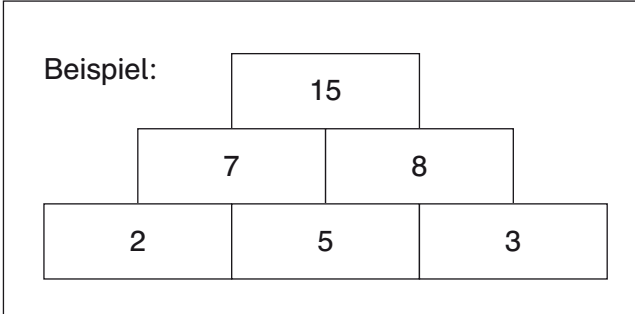
The image contains 12 ladybugs arranged in a grid-like pattern. Each ladybug has a different number of black spots on its back, ranging from 1 to 10. To the right of each ladybug is a small empty square box for writing the count.

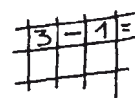
Ladybug	Spots	Box
1	6	<input type="text"/>
2	5	<input type="text"/>
3	4	<input type="text"/>
4	7	<input type="text"/>
5	3	<input type="text"/>
6	8	<input type="text"/>
7	5	<input type="text"/>
8	2	<input type="text"/>
9	1	<input type="text"/>
10	6	<input type="text"/>
11	3	<input type="text"/>
12	7	<input type="text"/>



Aufgabe

Berechne.

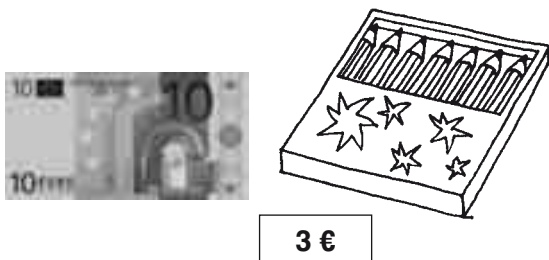




Aufgaben


1. Lege, wechsele und berechne.

a)



$10 \text{ €} - 3 \text{ €} = \underline{\hspace{2cm}}$

b)



$20 \text{ €} - 14 \text{ €} = \underline{\hspace{2cm}}$

2. Lege, wechsele und berechne!

a) $10 \text{ €} - 3 \text{ €} = \underline{\hspace{2cm}}$

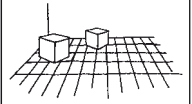
b) $10 \text{ €} - 5 \text{ €} = \underline{\hspace{2cm}}$

c) $20 \text{ €} - 8 \text{ €} = \underline{\hspace{2cm}}$

d) $20 \text{ €} - 14 \text{ €} = \underline{\hspace{2cm}}$

3. Notiere den fehlenden Geldbetrag.

Gegeben	Wechselgeld	Preis
10 €	4 €	
20 €	12 €	
5 €		2 €
	3 €	7 €



Aufgaben

1. Wo sehen Max und Tina die Sachen? Links, rechts, vorne oder hinten?



hinten

links




vorne

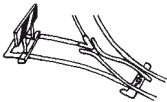
rechts

2. Wo sehen die Kinder die Gegenstände?

Links oder rechts?

Vorne oder hinten?



	Max	Lukas	Susi	Lina
	vorne links			
